



**Govt. Niranjana Kesharwani College, Kota  
Dist.-Bilaspur (C.G.)**

NAAC accredited (Cycle-III) with CGPA 2.60 in November 2022

E-Mail ID. : [gknckota@gmail.com](mailto:gknckota@gmail.com)

Website : <https://gknckota.ac.in>

Telephone No : 07753-253210

Special College Code : 2809

AISHE Code : C-22387

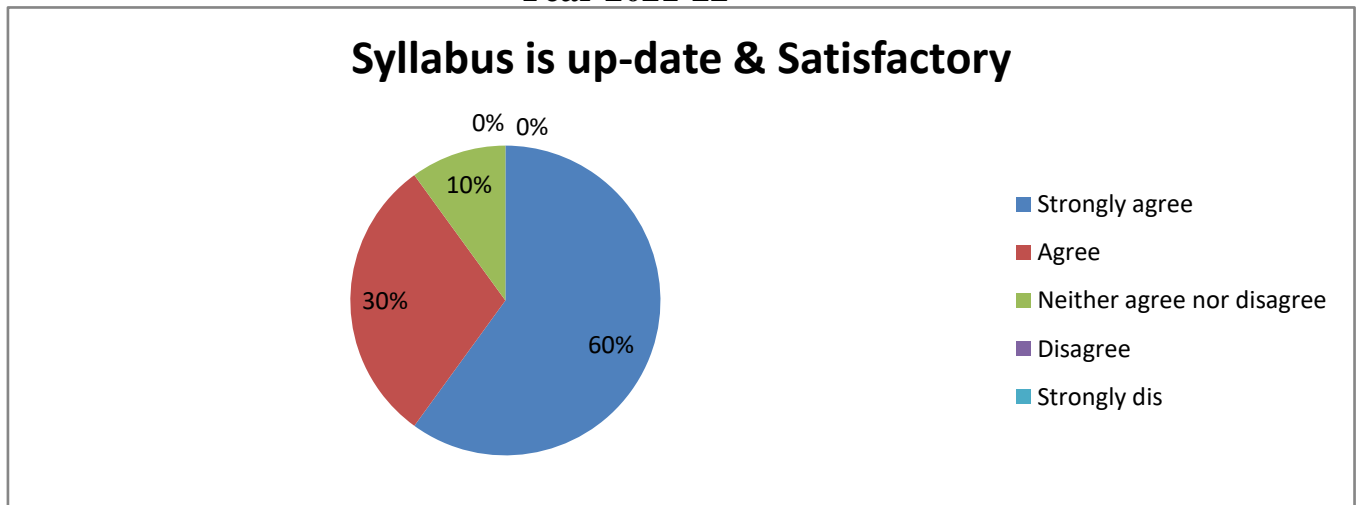
**Feedback Analysis (2021-22)**

**Feedback of Students**

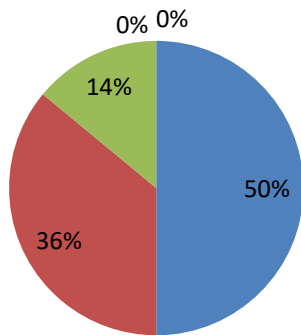
Feedback of students has been taken every year. Out of the total strength of the students approximately ten percent of feedback is collected. There are nine base i.e. syllabus, teaching learning process, teacher quality, ICT use, grievances/ problem solution, Internal examination & evaluation process & campus facility. Feedback of last year's is analyzed and inference is given below.

**Feedback Analysis of Questionnaire**

**Year 2021-22**

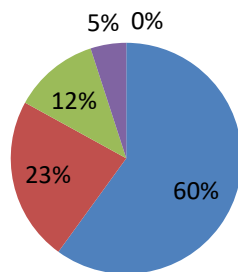


### Teaching Learning Process



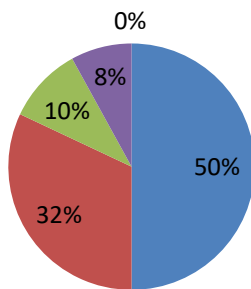
- Strongly agree
- Agree
- Neither agree nor disagree
- Disagree
- Strongly dis

### Teacher Quality



- Strongly agree
- Agree
- Neither agree nor disagree
- Disagree
- Strongly dis

### ICT Use



- Strongly agree
- Agree
- Neither agree nor disagree
- Disagree
- Strongly dis

### Grievances & Problem Solution



### Internal Exams & Evaluation Process



### Campus Facility



### **Analysis of student's feedback:-**

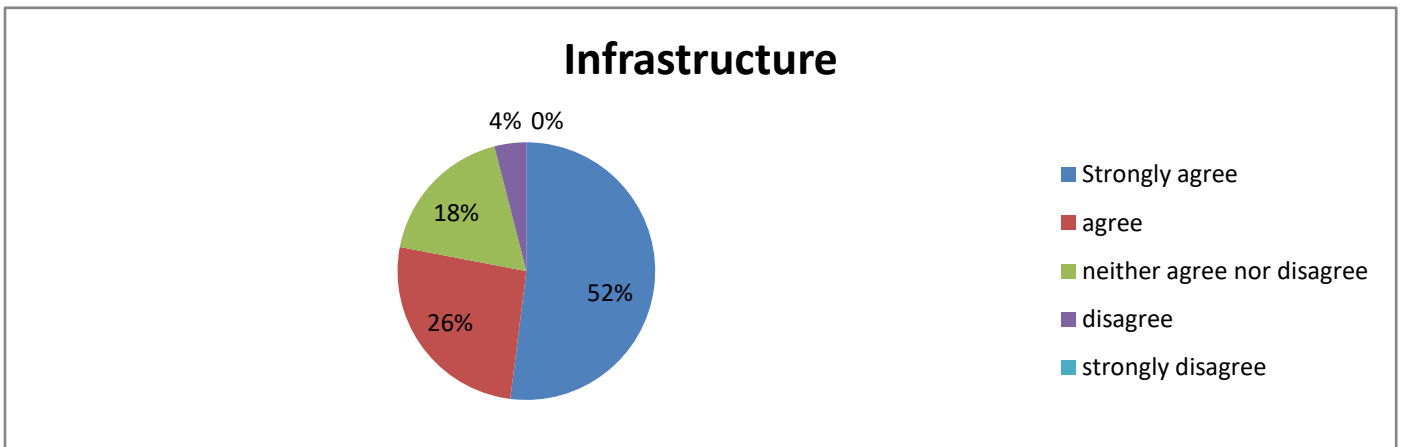
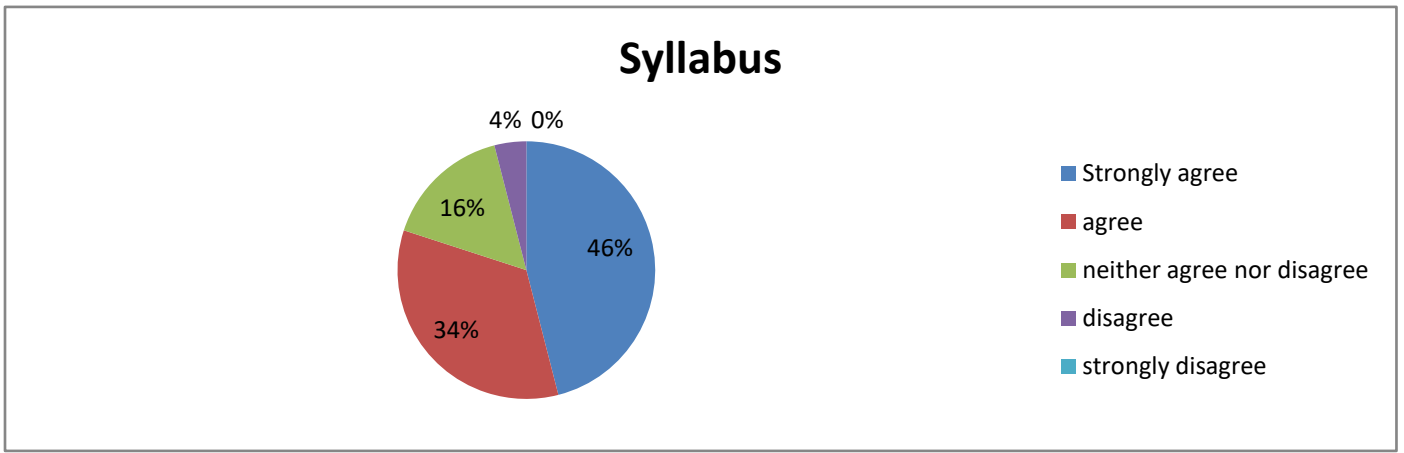
- 1. Syllabus is up to date & Satisfactory** - The College accepts only the courses obtained from the university. About 60 percent of the students gave their consent in this regard.
- 2. Teaching Learning Process-** The teaching work is done by the teachers keeping in mind the mental level of the students. Special attention has been paid to innovation and use of ICT in teaching. About 50 percent of the students were found to be satisfied with the teaching process.
- 3. Teachers Quality** - About 60 to 65 percent of the students agreed with regard to the professorial knowledge of the college, and their cooperative behavior gets inspiration.
- 4. ICT Use** - The use of ICT by professors has increased progressively over the years, but due to some technical shortcomings, their use is relatively low, in which 40 to 45 percent of students agreed.
- 5. Grievances & Problem Solution** - Analysis of the data shows that the students have got a high degree of satisfaction level in this field because the solutions of the problems are possible through the various committees formed in the college.
- 6. Internal Exams & Evaluation Process** -This process is completely transparent, in which the instructions of the university are followed completely. Based on the feedback, about 75 percent of the students expressed their consent.
- 7. Campus Facility** - Continuous improvement is going on in this, about 60 percent students gave positive answers in this regard.

## Teacher`s Feedback

Teacher`s feedback on syllabus, Infrastructure, library facility, test & examination system and freedom to innovative idea and technology has been taken in a prescribed Proforma yearly. Analysis of teacher`s feedback is fallows-

### Feedback Analysis of Questionnaire

#### Teacher`s Feedback 2021-22



### Library Facility



### Test & Examination System



### Freedom to Innovative Idea & Technology



#### Analysis of teacher's feedback:-

- 1. Syllabus** - The syllabus is decided by the university, in which the professors of all the colleges affiliated to the university submit their suggestions to the

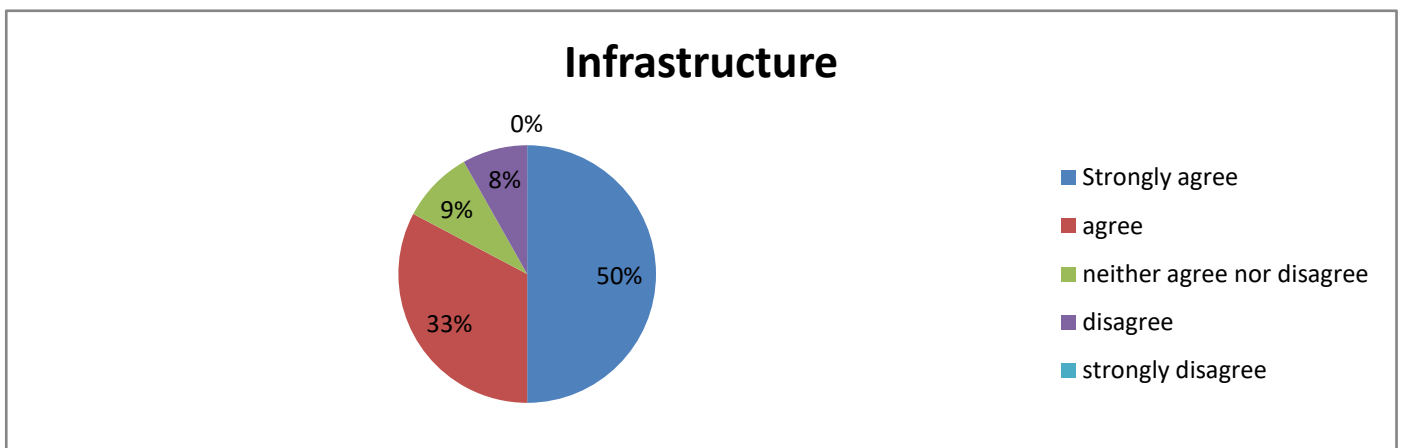
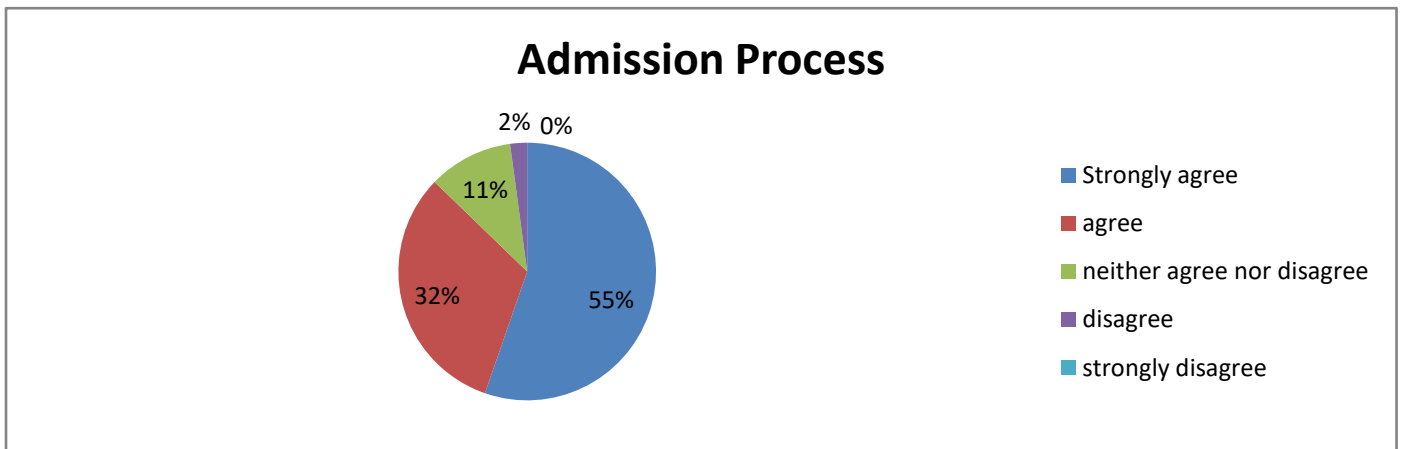
Board of Study, the syllabus is made contemporary by BOS from time to time by making appropriate improvements.

2. **Infrastructure** – On the basis of infrastructure, the professors pointed out the lack of class rooms, common rooms and resources of sports. Only 40 to 50 percent of professors were found to be satisfied with the infrastructure
3. **Library facility** - Regarding the infrastructure, 45 to 50 percent of the professors agree and they gave some suggestions for library and research work.
4. **Test & Examination System** - On the basis of the instructions received from the university, internal assessment and annual examination are done, efforts are made by the professors to bring complete transparency in this system.
5. **Freedom to Innovative Idea & Technology** - In this regard, only 40 to 42 percent of the professors in the area were found satisfied. They believe that they should get some special facilities from the college, use of new technology and internet connectivity.

## Alumni`s Feedback

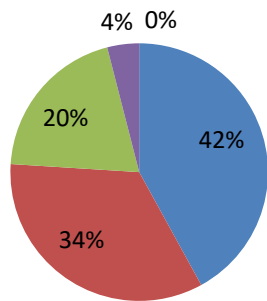
Alumni are always pride of the institution. We value their feedback and suggestions that help us to plan future proposals for the betterment of the institution. Alumni meeting are organized every year, as well as many alumnae visit institution after a long time to see the progress made by the institution. We use to take feedback from them. Alumni feedback comprises of ten questions. The main base of questionnaire are Admission Process, Infrastructure, Alumni`s Association, Career Guidance, Teacher Student relation, Ex.students

### Alumni`s Feedback 2021- 22



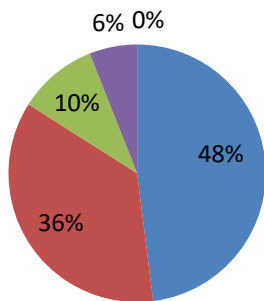


### Alumni`s Association



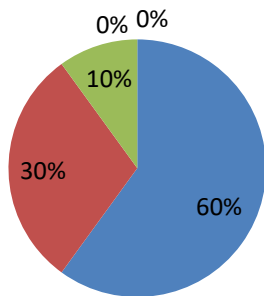
- Strongly agree
- agree
- neither agree nor disagree
- disagree
- strongly disagree

### Career Guidance



- Strongly agree
- agree
- neither agree nor disagree
- disagree
- strongly disagree

### Teacher - Student Relation for Ex Students



- Strongly agree
- agree
- neither agree nor disagree
- disagree
- strongly disagree

**Analysis of five years feedback:-** Alumni gave a positive response to the academic development of the college. Almost all the alumni are pleased to see the overall progress of the college in all aspects.

- 1. Admission Process** - The admission process is done as per the instructions of the affiliating university.  
In these years, the alumni group students were found to be 55 to 60 percent satisfied with the admission process.
- 2. Infrastructure-** Changes have been sought in the infrastructure as per the requirement, in which suggestions related to library, ICT, canteen, common room and sports were given. Only 45 to 50 percent of the students expressed their consent.
- 3. Alumni`s Association** - The meeting of the Alumni Association is organized every year, in which important points of the college are discussed, works are executed according to the appropriate suggestions of the alumni. The participation of the students in the Alumni Association is satisfactory.
- 4. Career Guidance-** Every year career guidance program is conducted at the undergraduate and postgraduate level in the college, about 45 to 50 percent of the students agree with this process, some improvement suggestions regarding the programme were also received.
- 5. Teacher Student Relation for Ex. Students** - It is clear from the analysis of the data that there was a close relationship between the professors and the alumni, the students of the alumni accepted that the professors of the college provide continuous guidance to their alumni. About 60 percent of the students expressed their consent in this regard.



IQAC Coordinator  
Govt. Niranjana Kesharwani College,  
Kota, Dist.-Bilaspur (C.G.)



PRINCIPAL  
Govt. Niranjana Kesharwani College  
Kota, Dist - Bilaspur (C.G.)